

Rogers Fire Department

Monthly Activity Report


2011 - Jan

FIELD OPERATIONS

The Rogers Fire Department responded to 416 incidents during the month of January 2011.

INCIDENT TYPES

Building Fires	11
Fires, Other (Car, Grass, Dumpster, etc)	14
Medical Emergencies	254
Motor Vehicle Accidents & Rescues	30
Technical Rescues (Water, Confined, Trench)	0
Hazardous Materials	4
Hazardous Condition	3
False Alarms	46
Good Intent/Other Calls	54



DOLLAR LOSS/SAVED

	Month	YTD	YTD Loss/Capita
Total Property/Contents Loss to Fire	\$129,710	\$129,710	\$3
Total Property/Contents Value	\$2,535,800	\$2,535,800	
 Total Saved Property	 \$2,406,090	 \$2,406,090	

INJURIES OR DEATH DUE TO FIRE

	Month	YTD
Civilian Injury	0	0
Civilian Death	0	0
Firefighter Injury	0	0
Firefighter Death	0	0

CALLS OF SIGNIFICANCE

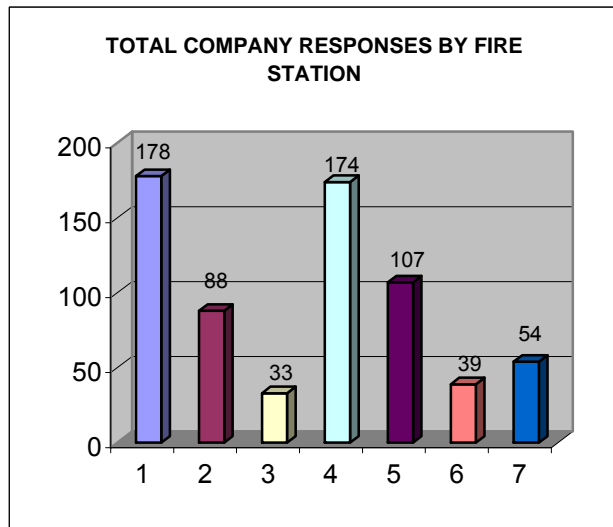
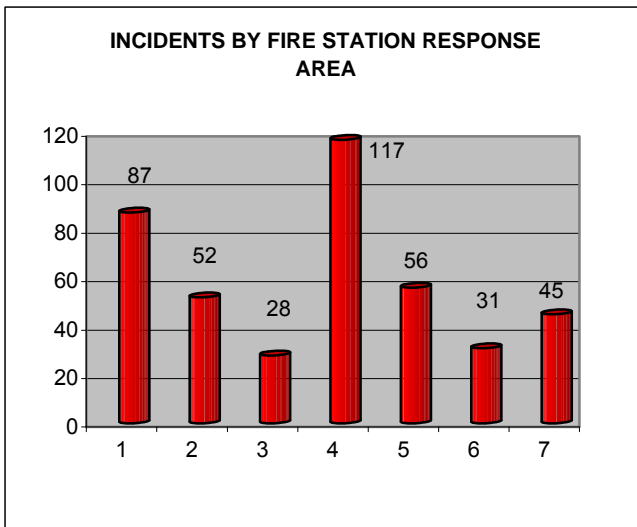
- Jan 3 - 1st alarm fire in a building at 1301 North Dixieland Road
- Jan 3 - 1st alarm fire in a residence at 1724 South 43rd Street
- Jan 7 - Motor vehicle accident with extrication at Pleasant Grove Road and Interstate 540
- Jan 9 - 1st alarm mutual aid fire at 9736 Buckskin Circle
- Jan 10 - 1st alarm fire in a business at 1413 West Poplar Street
- Jan 15 - 1st alarm fire in a residence at 1101 North 9th Street
- Jan 23 - 1st alarm fire in a residence at 15 South Windsor Drive
- Jan 30 - Mutual aid grass fire at Suset Bay Blvd and Old Prarie Creek Road

ESTIMATED WATER USAGE

Training 0 Gallons Incidents 15,000 Gallons

INCIDENTS BY FIRE STATION RESPONSE AREA

Station 1, Downtown	87
Station 2, Midtown	52
Station 3, Airport	28
Station 4, Westside	117
Station 5, Pinnacle Hills	56
Station 6, Bellview	31
Station 7, Southeast	45



RESPONSES BY FIRE UNIT

Truck 1	54	Medic 1	68
Truck 5	46	Medic 3	27
Engine 2	88	Medic 4	94
Engine 3	6	Medic 5	52
Engine 4	78	Medic 6	24
Engine 6	15	Medic 7	35
Engine 7	19	Battalion 1	56
Brush 4	2	Rescue 5	9
Brush 6	0		
Airport Crash Truck	0		

RESPONSE TIME SUMMARY (INCLUDES IN CITY AND COUNTY AREAS)

1 Minute or Less	53	8.3%	
2 Minutes	128	20.4%	28.7%
3 Minutes	138	22.0%	50.7%
4 Minutes	103	16.4%	67.1%
5 Minutes	72	11.5%	78.6%
6 Minutes	49	7.8%	86.4%
7 - 9 Minutes, 59 Seconds	62	9.7%	96.1%
10 Minutes or Greater	21	2.6%	
Citywide Average Response		4 Minutes, 34 Seconds	

MUTUAL AID

Given	6
Received	0

OTHER STATISTICS

Overall Average Response Time for 2nd Unit (Where Applicable)	6:21
Number of Overlapping (simultaneous) incidents	94, 23%

EMERGENCY MEDICAL DIVISION**MEDICAL CALLS BY CHIEF COMPLAINT**

Abdominal Pain	14	5%	Pregnancy	2	1%
Airway Obstruction	0	0%	Respiratory Distress	22	8%
Allergic Reaction	0	0%	Respiratory Arrest	0	0%
Altered Level of Consciousness	17	6%	Seizure	19	7%
Behavioral Disorder	13	4%	Sexual assault	0	0%
Cardiac Arrest	3	1%	Stings / Bites	0	0%
Cardiac Rhythm Disturbance	7	2%	Smoke Inhalation	0	0%
Chest Pain	20	7%	Stroke / CVA	1	0%
Diabetic Symptoms	7	2%	Syncope	23	8%
Hyperthermia	0	0%	Traumatic Injury	67	23%
Hypovolemia / shock	0	0%	Vaginal hemorrhage	1	0%
Obvious Death	1	0%	Not Known	0	0%
Poisoning	8	3%	Not Applicable	27	9%
			Not Available	38	13%

ADVANCED LIFE SUPPORT SKILLS

IV Attempts	226
IV Starts Successful	133
Efficiency	59%
Intubation Attempts	4
Intubation Success	2
Efficiency	50%

AMBULANCE TRANSPORT DESTINATIONS

Not Specified or Not Transported	60	21%
0010, Mercy Medical Center, Rogers	170	59%
1022, Northwest Medical Center, Springdale	2	1%
2022, Northwest Medical Center, Bentonville	57	20%
3022, Northwest Medical Center, Willow Creek	0	0%
0004, Washington Regional Medical Center	0	0%

PATIENTS BY AGE GROUP AND GENDER

Age 0-9	10	Age 50-59	38
Age 10-19	24	Age 60-69	30
Age 20-29	28	Age 70-79	34
Age 30-39	34	Age 80-89	38
Age 40-49	35	Age ≥ 90	19
Male Patients	126	43.4%	
Female Patients	159	54.8%	
Not Specified	5	1.7%	

FIRE PREVENTION DIVISION

FIRE PREVENTION

Fire Inspections	55
Plan Reviews	4
Public Education Events	5
Adults in Attendance	6
Children in Attendance	58
Smoke Alarms Installed	0
Car Seat Installation	0
Notice of Violations Issued	9
Citations Issued	0

TRAINING (HOURS)

	Classes	Hrs	Attendees
Administrative / Organization	7	113	73
Apparatus	5	17	13
Aircraft Rescue and Firefighting	0	0	0
Emergency Medical CEU	19	1116	152
Fire Suppression and Tactics	17	346	133
National Fire Academy Residence	0	0	0
Hazardous Materials	3	149	25
Officer Development	5	144	28
Technical Rescue	5	222	36
Total	61	2105	460
Average per firefighter		21.1	

LEADERSHIP TEAM

ADMINISTRATION ACTIVITIES

Command Staff Meetings	4 Meetings	4 hrs
Company Officer Meetings	3 Meetings	5 hrs
Number of Evaluations Performed		10
Worker Compensation Injuries		4
Percentage of Incomplete NFIRS Reports		0%

RETIREMENTS

None

ANNIVERSARIES

Michael Anderson	3 Years
Michael Braswell	15 Years
Greg Bray	5 Years
Josh Dunavan	5 Years
Jonathan Fuller	5 Years
Nick Holt	4 Years
Lance Loyer	9 Years
Andy Meeker	5 Years
Dusty Qualls	5 Years
Jackie Slyter	4 Years