

Rogers Fire Department

Monthly Activity Report


2010 - Dec

FIELD OPERATIONS

The Rogers Fire Department responded to 443 incidents during the month of December 2010.

INCIDENT TYPES

Building Fires	2
Fires, Other (Car, Grass, Dumpster, etc)	11
Medical Emergencies	288
Motor Vehicle Accidents & Rescues	23
Technical Rescues (Water, Confined, Trench)	0
Hazardous Materials	6
Hazardous Condition	3
False Alarms	40
Good Intent/Other Calls	69



DOLLAR LOSS/SAVED

	Month	YTD	YTD Loss/Capita
Total Property/Contents Loss to Fire	\$20,000	\$4,009,521	\$82
Total Property/Contents Value	\$80,000	\$41,729,815	
 Total Saved Property	 \$60,000	 \$37,720,294	

INJURIES OR DEATH DUE TO FIRE

	Month	YTD
Civilian Injury	0	4
Civilian Death	0	0
Firefighter Injury	0	2
Firefighter Death	0	0

CALLS OF SIGNIFICANCE

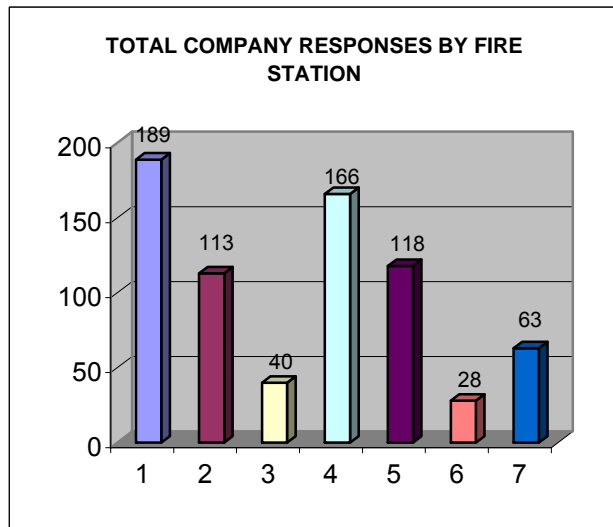
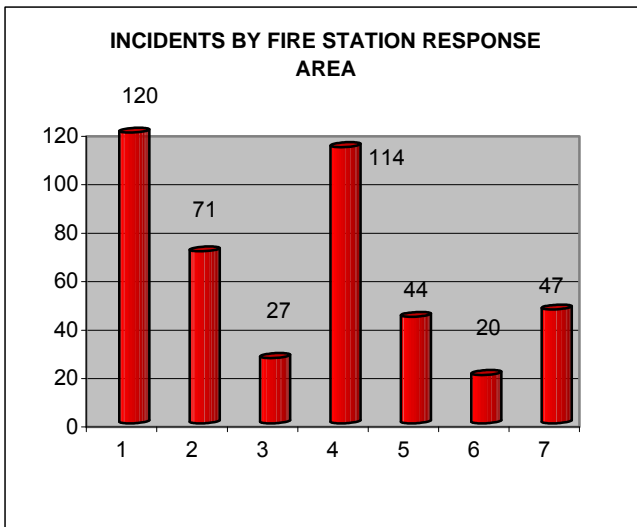
- Dec 2 - Motor vehicle accident, high mechanism, at 4300 West Walnut Street
- Dec 3 - Motor vehicle accident, high mechanism, at 1800 North Arkansas Street
- Dec 4 - 1st alarm fire in a residence at 1519 North Arkansas Street
- Dec 7 - Hazardous materials incident at 1515 West Gum Street
- Dec 8 - Motor vehicle versus pedestrian accident at 903 West Walnut Street
- Dec 15 - Motor vehicle accident with extrication at I-540 and Pleasant Grove Road
- Dec 15 - 1st alarm fire, mutual aid, at 8595 Summer Shade Road
- Dec 17 - Hazardous materials incident at 475 North 46th Street
- Dec 31 - Motor vehicle accident with entrapment at 1600 East Old Prairie Creek Road

ESTIMATED WATER USAGE

Training 1000 Gallons Incidents 4,000 Gallons

INCIDENTS BY FIRE STATION RESPONSE AREA

Station 1, Downtown	120
Station 2, Midtown	71
Station 3, Airport	27
Station 4, Westside	114
Station 5, Pinnacle Hills	44
Station 6, Bellview	20
Station 7, Southeast	47



RESPONSES BY FIRE UNIT

Truck 1	64	Medic 1	86
Truck 5	50	Medic 3	33
Engine 2	113	Medic 4	95
Engine 3	7	Medic 5	60
Engine 4	71	Medic 6	12
Engine 6	14	Medic 7	52
Engine 7	11	Battalion 1	39
Brush 4	0	Rescue 5	8
Brush 6	2		
Airport Crash Truck	0		

RESPONSE TIME SUMMARY (INCLUDES IN CITY AND COUNTY AREAS)

1 Minute or Less	94	13.9%	
2 Minutes	120	17.8%	31.7%
3 Minutes	119	17.7%	49.4%
4 Minutes	126	18.7%	68.1%
5 Minutes	83	12.3%	80.4%
6 Minutes	46	6.8%	87.2%
7 - 9 Minutes, 59 Seconds	51	7.4%	94.6%
10 Minutes or Greater	32	4.0%	
Citywide Average Response		4 Minutes, 34 Seconds	

MUTUAL AID

Given	2
Received	0

OTHER STATISTICS

Overall Average Response Time for 2nd Unit (Where Applicable)	6:16
Number of Overlapping (simultaneous) incidents	107, 24%

EMERGENCY MEDICAL DIVISION**MEDICAL CALLS BY CHIEF COMPLAINT**

Abdominal Pain	14	4%	Pregnancy	1	0%
Airway Obstruction	2	1%	Respiratory Distress	28	9%
Allergic Reaction	2	1%	Respiratory Arrest	1	0%
Altered Level of Consciousness	26	8%	Seizure	18	6%
Behavioral Disorder	19	6%	Sexual assault	0	0%
Cardiac Arrest	7	2%	Stings / Bites	0	0%
Cardiac Rhythm Disturbance	3	1%	Smoke Inhalation	0	0%
Chest Pain	26	8%	Stroke / CVA	2	1%
Diabetic Symptoms	8	3%	Syncope	16	5%
Hyperthermia	0	0%	Traumatic Injury	66	21%
Hypovolemia / shock	0	0%	Vaginal hemorrhage	0	0%
Obvious Death	2	1%	Not Known	2	1%
Poisoning	10	3%	Not Applicable	21	7%
			Not Available	41	13%

ADVANCED LIFE SUPPORT SKILLS

IV Attempts	210
IV Starts Successful	147
Efficiency	70%
Intubation Attempts	7
Intubation Success	4
Efficiency	57%

AMBULANCE TRANSPORT DESTINATIONS

Not Specified or Not Transported	69	22%
0010, Mercy Medical Center, Rogers	171	54%
1022, Northwest Medical Center, Springdale	1	0%
2022, Northwest Medical Center, Bentonville	73	23%
3022, Northwest Medical Center, Willow Creek	0	0%
0004, Washington Regional Medical Center	1	0%

PATIENTS BY AGE GROUP AND GENDER

Age 0-9	23	Age 50-59	32
Age 10-19	19	Age 60-69	26
Age 20-29	30	Age 70-79	39
Age 30-39	26	Age 80-89	53
Age 40-49	46	Age ≥ 90	21
Male Patients	139	44.1%	
Female Patients	165	52.3%	
Not Specified	11	3.4%	

FIRE PREVENTION DIVISION

FIRE PREVENTION

Fire Inspections	18
Plan Reviews	7
Public Education Events	8
Adults in Attendance	31
Children in Attendance	670
Smoke Alarms Installed	0
Car Seat Installation	0
Notice of Violations Issued	3
Citations Issued	0

TRAINING (HOURS)

	Classes	Hrs	Attendees
Administrative / Organization	8	60.5	28
Apparatus	8	37	25
Aircraft Rescue and Firefighting	1	2.5	5
Emergency Medical CEU	6	146	72
Fire Suppression and Tactics	33	352	152
National Fire Academy Residence	4	192	4
Hazardous Materials	3	16.9	11
Officer Development	3	49.5	33
Technical Rescue	6	311	85
Total	72	1167	415
Average per firefighter		11.7	

LEADERSHIP TEAM

ADMINISTRATION ACTIVITIES

Command Staff Meetings	2 Meetings	3 hrs
Company Officer Meetings	3 Meetings	6 hrs
Number of Evaluations Performed		1
Worker Compensation Injuries		2
Percentage of Incomplete NFIRS Reports		0%

RETIREMENTS

None

ANNIVERSARIES

Clint Bowen	13 Years
Scott Mendham	14 Years
William Rumsey	6 Years
Marshal Watson	1 Year