

Rogers Fire Department

Monthly Activity Report


2010 - Nov

FIELD OPERATIONS

The Rogers Fire Department responded to 407 incidents during the month of November 2010.

INCIDENT TYPES

Building Fires	4
Fires, Other (Car, Grass, Dumpster, etc)	11
Medical Emergencies	259
Motor Vehicle Accidents & Rescues	32
Technical Rescues (Water, Confined, Trench)	1
Hazardous Materials	5
Hazardous Condition	1
False Alarms	40
Good Intent/Other Calls	54



DOLLAR LOSS/SAVED

	Month	YTD	YTD Loss/Capita
Total Property/Contents Loss to Fire	\$25,000	\$3,989,521	\$82
Total Property/Contents Value	\$1,165,000	\$41,649,815	
 Total Saved Property	 \$1,140,000	 \$37,660,294	

INJURIES OR DEATH DUE TO FIRE

	Month	YTD
Civilian Injury	0	4
Civilian Death	0	0
Firefighter Injury	0	2
Firefighter Death	0	0

CALLS OF SIGNIFICANCE

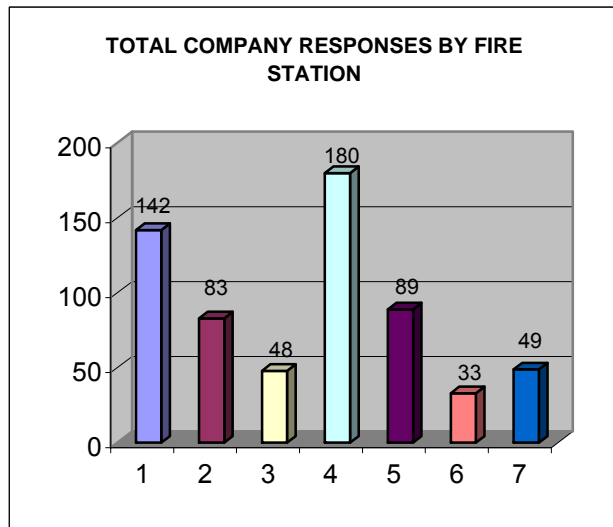
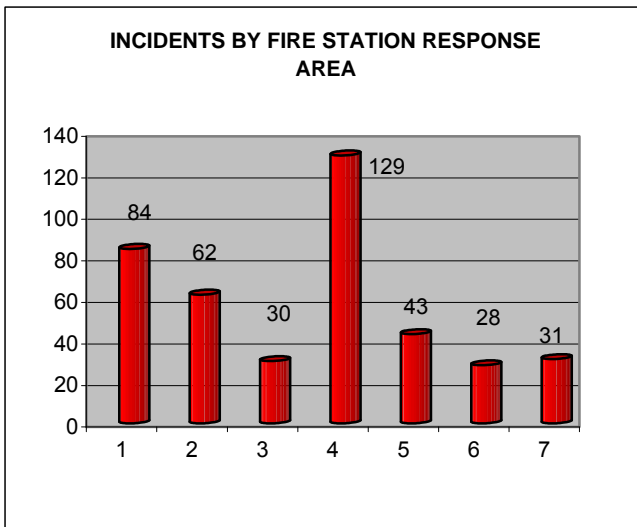
- Nov 2 - 1st alarm fire in a residence at 65 West Buckingham Drive
- Nov 3 - Motor vehicle accident, high mechanism, at Exit 81 on Interstate 540 Northbound
- Nov 6 - Motor vehicle accident with entrapment at Post Road and 8th Street
- Nov 11 - 1st alarm fire in a residence at 1804 South Beth Drive
- Nov 12 - 1st alarm fire in a residence at 2517 Orleans Drive
- Nov 14 - 1st alamar fire in a residence at 704 North Thomas Drive
- Nov 16 - Motor vehicle accident with entrapment at 1800 South Promenade Blvd
- Nov 26 - Motor vehicle accident, high mechanism, at Interstate 540 and New Hope Road

ESTIMATED WATER USAGE

Training < 500 Gallons Incidents 4,000 Gallons

INCIDENTS BY FIRE STATION RESPONSE AREA

Station 1, Downtown	84
Station 2, Midtown	62
Station 3, Airport	30
Station 4, Westside	129
Station 5, Pinnacle Hills	43
Station 6, Bellview	28
Station 7, Southeast	31



RESPONSES BY FIRE UNIT

Truck 1	48	Medic 1	59
Truck 5	32	Medic 3	43
Engine 2	83	Medic 4	103
Engine 3	4	Medic 5	46
Engine 4	76	Medic 6	16
Engine 6	15	Medic 7	43
Engine 7	6	Battalion 1	35
Brush 4	1	Rescue 5	11
Brush 6	2		
Airport Crash Truck	1		

RESPONSE TIME SUMMARY (INCLUDES IN CITY AND COUNTY AREAS)

1 Minute or Less	58	9.9%	
2 Minutes	109	18.8%	28.7%
3 Minutes	115	19.9%	48.6%
4 Minutes	94	16.2%	64.8%
5 Minutes	63	10.9%	75.7%
6 Minutes	40	6.9%	82.6%
7 - 9 Minutes, 59 Seconds	63	10.8%	93.4%
10 Minutes or Greater	35	5.5%	
Citywide Average Response		4 Minutes, 46 Seconds	

MUTUAL AID

Given	3
Received	0

OTHER STATISTICS

Overall Average Response Time for 2nd Unit (Where Applicable)	6:18
Number of Overlapping (simultaneous) incidents	92, 23%

EMERGENCY MEDICAL DIVISION

MEDICAL CALLS BY CHIEF COMPLAINT

Abdominal Pain	20	7% Pregnancy	1	0%
Airway Obstruction	0	0% Respiratory Distress	25	9%
Allergic Reaction	2	1% Respiratory Arrest	0	0%
Altered Level of Consciousness	22	8% Seizure	19	7%
Behavioral Disorder	22	8% Sexual assault	0	0%
Cardiac Arrest	4	1% Stings / Bites	0	0%
Cardiac Rhythm Disturbance	9	3% Smoke Inhalation	0	0%
Chest Pain	27	9% Stroke / CVA	2	1%
Diabetic Symptoms	2	1% Syncope	15	5%
Hyperthermia	0	0% Traumatic Injury	54	18%
Hypovolemia / shock	1	0% Vaginal hemorrhage	0	0%
Obvious Death	0	0% Not Known	10	3%
Poisoning	3	1% Not Applicable	16	5%
		Not Available	38	13%

ADVANCED LIFE SUPPORT SKILLS

IV Attempts	181
IV Starts Successful	130
Efficiency	72%
Intubation Attempts	6
Intubation Success	4
Efficiency	67%

AMBULANCE TRANSPORT DESTINATIONS

Not Specified or Not Transported	54	18%
0010, Mercy Medical Center, Rogers	181	62%
1022, Northwest Medical Center, Springdale	1	0%
2022, Northwest Medical Center, Bentonville	55	19%
3022, Northwest Medical Center, Willow Creek	0	0%

PATIENTS BY AGE GROUP AND GENDER

Age 0-9	24	Age 50-59	46
Age 10-19	15	Age 60-69	25
Age 20-29	35	Age 70-79	45
Age 30-39	23	Age 80-89	40
Age 40-49	20	Age ≥ 90	17
Male Patients	121	41.4%	
Female Patients	166	56.8%	
Not Specified	5	1.7%	

FIRE PREVENTION DIVISION

FIRE PREVENTION

Fire Inspections	37
Plan Reviews	14
Public Education Events	13
Adults in Attendance	91
Children in Attendance	1598
Smoke Alarms Installed	1
Car Seat Installation	0
Notice of Violations Issued	12
Citations Issued	0

TRAINING (HOURS)

	Classes	Hrs	Attendees
Administrative / Organization	4	24	13
Apparatus	7	35	23
Aircraft Rescue and Firefighting	2	9	6
Emergency Medical CEU	13	2	1
Fire Suppression and Tactics	17	106	133
National Fire Academy Residence	0	0	0
Hazardous Materials	8	985	116
Officer Development	9	341	88
Technical Rescue	6	19	24
Total	66	1521	404
Average per firefighter		15.2	

LEADERSHIP TEAM

ADMINISTRATION ACTIVITIES

Command Staff Meetings	5 Meetings	6.5 hrs
Company Officer Meetings	3 Meetings	6 hrs
Number of Evaluations Performed		7
Worker Compensation Injuries		0
Percentage of Incomplete NFIRS Reports		0%

RETIREMENTS

None

ANNIVERSARIES

Scott Bliss	13 Years
Michael Cerasale	13 Years
Doug Earp	13 Years
Bryan Hinds	13 Years
Cliff Thompson	13 Years
Jeff Wassman	13 Years
Frankie Elliot	10 Years
James Copeland	4 Years
Paul Krugler	3 Years
Joshua Whittington	3 Years
Chase Sutherland	2 Years